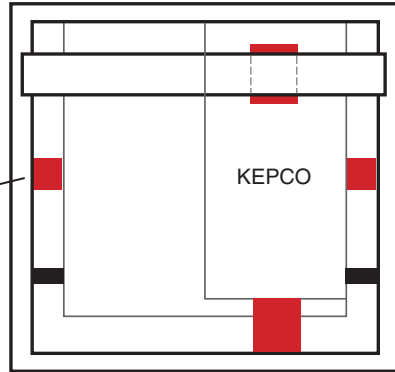


Packing Instructions for classic style MPMS & PPMS Console Cabinets

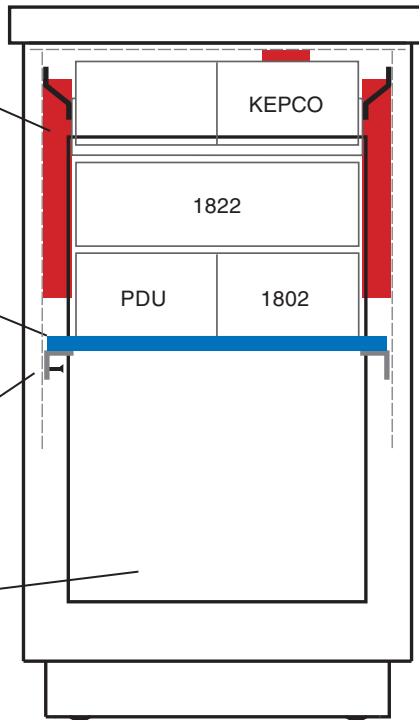
TO VERIFY WHICH STYLE OF CABINET YOU HAVE, PLEASE NOTIFY QUANTUM DESIGN CUSTOMER SERVICE TEL: 1-858-481-4400 EMAIL: service@qdusa.com

top, front



HARD FOAM PLACEMENT
(4 pcs.)

Back



MPMS Console Cabinet

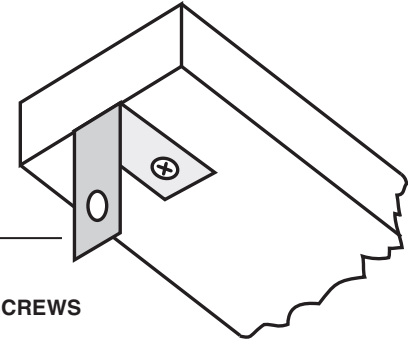
WOOD SUPPORT:

-USE 3/4" to 1" SOLID WOOD OR BIRCH PLY.

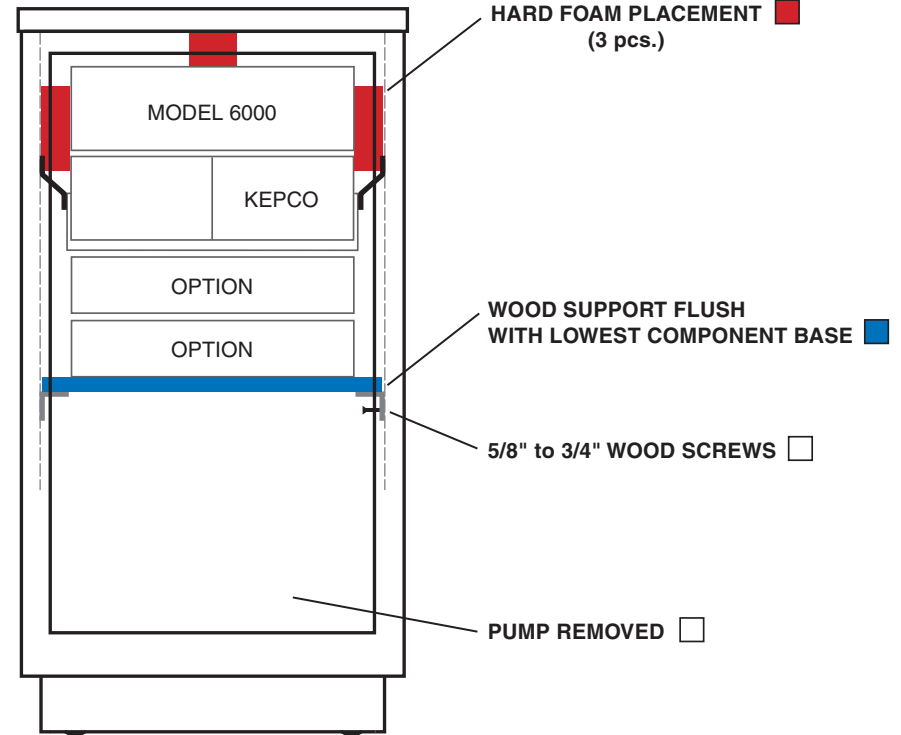
-CUT LENGTH SLIGHTLY LESS THAN INSIDE WIDTH OF CABINET (TO AVOID AN OVERLY TIGHT FIT).

-METAL BRACKET

-USE 5/8" TO 3/4" WOOD SCREWS



Back



PPMS Console Cabinet